

# PG Bore Gaging System

**Diameter Range:**  
2,29 mm – 109,47 mm  
.090" – 4.310"

The Sunnen "PG" Bore Gaging System is a unique mechanical gaging system that makes I.D. Gaging simple, reliable, and economical. Eliminates buying and maintaining costly master rings and air gage probes. Both gage and setting fixture are built for everyday use making them ideal for "in-process" inspection. Available in .001 mm or .0025 mm (.00005" or .0001") reading scales.



PG-710E Small Bore Precision Gage with PG-400E Setting Fixture



## PG-700E Small Bore Precision Gage

**Diameter Range:**  
2,29 mm-9,63 mm  
(.090"-1.379")\*

Direct reading scale with , 13 mm (.005") range divided into increments of ,001 mm (.00005").

Order PG-700EM for metric applications.

Weight: 9,3 kg (20.5 lbs.)

Dimensions (without fingers):  
267 mm x 197 mm x 165mm  
(10.5" H x 7.75" W x 6.5" D)

\*Covered with complete set of gaging fingers. Individual finger sets can be ordered for specific sizes. Order individual finger sets from the complete list at right.

## PG-710E Small Bore Precision Gage

Identical to PG-700 except direct reading scale is ,24 mm (.010") wide and divided into increments of ,0025 mm (.0001"). Order PG-710EM for metric applications.

## Gaging Fingers for PG-700 or PG-710 Precision Gage

To order individual finger pairs, consult the table below for size ranges and part numbers.



Each pair of gaging fingers is stamped with its size range and comes nested in an impact-resistant box. Available for sale only.

Diameter Range		Gaging Depth*		Accessory Fingers
mm	inches	mm	inches	
2,29-2,51	.090-.099	7,14	.281	<b>PG-1090</b>
2,51-2,77	.099-.109	7,14	.281	<b>PG-1099</b>
2,77-3,05	.109-.120	7,14	.281	<b>PG-1109</b>
3,05-3,35	.120-.132	12,70	.500	<b>PG-1120</b>
3,35-3,68	.132-.145	12,70	.500	<b>PG-1132</b>
3,68-4,04	.145-.159	15,87	.625	<b>PG-1145</b>
4,04-4,42	.159-.174	15,87	.625	<b>PG-1159</b>
4,42-4,83	.174-.190	19,05	.750	<b>PG-1174</b>
4,83-5,26	.190-.207	19,05	.750	<b>PG-1190</b>
5,26-5,72	.207-.225	22,22	.875	<b>PG-1207</b>
5,72-6,20	.225-.244	22,22	.875	<b>PG-1225</b>
6,20-6,71	.244-.264	25,40	1.000	<b>PG-1244</b>
6,71-7,24	.264-.285	25,40	1.000	<b>PG-1264</b>
7,24-7,80	.285-.307	31,75	1.250	<b>PG-1285</b>
7,80-8,38	.307-.330	31,75	1.250	<b>PG-1307</b>
8,38-9,00	.330-.354	38,10	1.500	<b>PG-1330</b>
9,00-9,63	.354-.379	38,10	1.500	<b>PG-1354</b>
COMPLETE SET of all Gaging Finger Pairs. Each finger set comes in an individual plastic case. Weight: 9 kg (20 lbs.)				<b>PG-1401</b>

Individual Gaging Finger Shipping Weight: ,2 kg (.5 lb.)

\*If bore can be measured from both ends, bore length can be double the gaging depth shown.

## Blind Hole Gaging Fingers for PG-700/PG-710 Gages

Special Blind Hole Gaging Fingers are available on special order basis. These fingers are non-adjustable and can only be used for a specific diameter size. These altered blind hole fingers can measure to within 1,02 mm (.040") of the bottom of the blind end of the bore. Recommend customer use a ring gage to set size on the gage.

### How to order blind hole gaging fingers:

PG-\_\_\_\_ - HMOX The first \_\_\_\_ is the four-digit number of the standard gaging fingers for the diameter needed to be measured. The second \_\_\_\_ is the finished diameter of the bore to be measured, either in English or Metric units.

Examples: 2,89 mm diameter. Order: PG-1109-2,890-HMOX  
.2092" diameter. Order: PG-1202-2092-HMOX

Available 4 weeks after receipt of order.

# PG Bore Gaging System

ADAPTERS & OTHER  
ABRASIVES & TOOLING

MACHINE  
ACCESSORIES

GAGING

FILTERS

HOVING FLUIDS  
& COOLANTS

TECHNICAL DATA

## PG-800E Precision Bore Gage

**Diameter Range: 9,4 mm – 38,1 mm {.370" – 1.500"}**

Direct reading scale with ,13 mm (.005") range divided into increments of ,001 mm (.00005"). Overall size range is divided into two subranges 9,4 mm-19,05 mm (.370"-.750") and 19,05 mm-38,1 mm (.750"-1.500"). Replaceable carbide gage points which can be rotated for long life. Size range can be increased to 74,3 mm (2.9") by ordering PG-250 Extension Finger Set.

Order **PG-800EM** for metric applications.  
Dimensions: 267 x 197 x 213 mm (10-1/2" H x 7-3/4" W x 8-3/8" D)  
Gaging Depth:  
Small Side - 24,6 mm (.968")  
Large Side - 42,06 mm (1.656")  
With PG-250 - 41,27 mm (1.625")  
Weight: 9,2 kg (20.25 lbs.)



PG-800E

## PG-810E Precision Bore Gage

Identical to PG-800 except direct reading scale is ,24 mm (.010") wide and divided into increments of ,0025 mm (.0001"). Order **PG-810EM** for metric applications.

## PG-250E Extension Finger Set

Used with the PG-800 and PG-810 Precision Bore Gages. Extends the PG-800/PG-810 measuring range from 38,1 mm (1.500") to over 74,3 mm (2.900") diameter. Consists of two pairs of carbide extension points which mount onto the fingers of the PG-800/PG-810. Mounting screws are permanently attached to extension points to avoid their loss.

FOR SALE OR LEASE



## GAGE LEASING PROGRAM

Sunnens PG-700, PG-800 Series Gages, Setting Fixtures, and PG-250 Extension Fingers are also available on a unique lease plan. Leasing the Sunnen bore gaging system includes maintenance and updating by Sunnen. Contact KS & C Industries 1-800-247-7098 for complete leasing information.

**Note:** This program is not available outside of the United States.

## PG-400E Setting Fixture

**Diameter Range: 2,29 mm – 38,3 mm {.090" – 1.500"}**



This Setting Fixture is used to set the PGE-3000, PG-800, PG-810, PG-700 and PG-710 Precision Bore Gages. Dimensional accuracy is guaranteed to be within  $\pm .0006$  mm (.000025") of nominal reading over the entire range of the instrument. Comes in a carrying case with a master calibrating ring traceable to the Bureau of Standards.

Order **PG-400EM** for metric applications.  
Weight: 3 kg (6.75 lbs.) (with carrying case and accessories)

## PG-500E Setting Fixture

(Not pictured-similar to PG-400)

**Diameter Range: 37,7 mm – 74,3 mm {1.500" – 2.900"}**

Similar to PG-400, except for higher range. Used to set PG-800 or PG-810 Precision Bore Gage when equipped with PG-250 Extension Fingers. Comes in a carrying case with a master calibrating ring traceable to the Bureau of Standards. Includes PG-2090 Auxiliary Faceplate.

Order **PG-500EM** for metric applications.  
Weight: 4,3 kg (9.5 lbs.) (with carrying case and accessories)

## PGE-500 Setting Fixture

Identical to PG-500E Setting Fixture. Use to set PGE-3000 Precision Bore Gage when equipped with PGE-250 Extension Fingers. Includes PGE-3167 Auxiliary Faceplate.

Order **PGE-500EM** for metric applications.


## PG-810-Z08X Precision Bore Gage

**Diameter Range: 76,2 mm – 114,3 mm {3.0" – 4.5"}**

Available for purchase only. PG-810-Z08X is similar to the PG-810 Precision Bore Gage.

Diameters 76,2 mm-95,25 mm (3.0"-3.750") are measured on one side.  
Diameters 95,25 mm-114,3 mm (3.750"-4.5") are measured on the opposite side.  
Dimensions: 267 x 197 x 222 mm (10-1/2" H x 7-3/4" W x 8-3/4" D)  
Order **PG-810M-Z08X** for metric applications.

Weight: 9,54 kg (21 lbs.)



# PG Bore Gaging System

## PG-500-U100X Setting Fixture for PG-810-Z08X

(Similar to PG-500 Setting Gage.)

**Diameter Range: 73,40 mm – 109,47 mm {2.890" – 4.310"}**

Used to set 76,2 mm-109,47 mm (3.0"-4.310") diameter range on PG-810-Z08X.

Also used with PG-800 Series Gage with PG-250 Extension Fingers and PG-2090-AM1X Auxiliary Face Plate to set diameters 73,4 mm-76,2 mm (2.890"-3.0"). Setting size on PG-810-Z08X from 109,47 mm-114,3 mm (4.310"-4.5") must be done utilizing ring gages or gage blocks.

Order **PG-500M-U100X** for metric applications.

Shipping Weight: 7,7 kg (17 lb.)

**PG-810-Z08X** and **PG-500-U100X** available from stock (limited quantity available). **PG-2090-AM1X** available three weeks after receipt of order.

## PG-845 Tilting Gage Stand

A recommended accessory for the PG-810-Z08X Precision Gage. Lets the gage faceplate support the majority of the part weight. Used also with PGE-3000, PG-800/PG-810. Attaches to MB-2370 Gage Mounting Bracket.

Weight: 2,1 kg (4.5 lbs.)



## PG Bore Gaging Accessories

### Replacement Gage Points for PG-800 and PG-250

<b>PG-712A Point Set</b>	Consists of Three Carbide Gaging and Three Mounting Screws for 18,8 mm-38,1 mm (.740"-1.500") diameter gaging fingers. Also used on non-centralizer gaging fingers on PG-250 Extension Finger Set.
<b>PG-714A</b>	Consists of Three Carbide Gaging and Three Point Set Mounting Screws for 9,4 mm-18,8 mm (.370"-.740") diameter gaging fingers.
<b>PG-1007</b>	Eccentric Centralizer with carbide ring used on both centralizer extension fingers of the PG-250 Extension Finger Set.
<b>PG-110A</b>	Gage Point Removal and Installation Tool 9,4 mm-18,8 mm (.370"-.740").
<b>PG-90A</b>	Gage Point Removal and Installation Tool 18,8 mm-38,1 mm (.740"-1.500").
<b>PG-120A</b>	Tolerance Flag Adjusting Wrench.

### Blind Hole Gaging Points for PG-800 and PG-250

<b>PG-702A Blind Hole Point Set</b>	Consists of Three Points and Screws 18,8 mm-38,1 mm (.740"-1.500"). Also used on non-centralizer gaging fingers on PG-250 Extension Finger Set.
<b>PG-704A Blind Hole Point Set</b>	Consists of Three Points and Screws 9,4 mm-18,8 mm (.370"-.740") diameter gaging fingers.
<b>PG-LR6X Blind Hole Point Set</b>	For PG-250 Extension Finger Set 38,1 mm-74,3 mm (1.5"-2.9")

**Note:** Blind hole point sets measure to within 0,25 mm (.010") of the bottom of the blind hole.

**PG-LR6X** available four weeks after receipt of order.

## PG-2130 Flexible Hex Wrench

Use to dampen vibration when centralizing PG-400 on the PG-700/710 Precision Gage.

## PG-2110 Clip-On Auxiliary Faceplate

For PG-700/710 Precision Gage.



PG-4

### Additional PG Gage Faceplates.

**PG-4** Auxiliary Faceplate for PG-700/PG-710. A flat plate with ten holes designed to slip over the gaging fingers of a PG-700/PG-710. Reduces the opening size of the PG-2110 faceplate making it easier to measure thin walled parts. Hole sizes on PG-4 vary from 2,77 mm-8,71 mm (.109"-.343").



PG-5

**PG-10A** Auxiliary Faceplate set for PG-800/PG-810 Precision Gage. Consists of one PG-5 and PG-6 Faceplate similar to PG-4. PG-5 hole size 18,3 mm (.720"), 20,8 mm (.820"), and 23,4 mm (.920"). PG-6 hole size 9,7 mm (.380"), 10,9 mm (.430"), 12,2 mm (.480"), 13,5 mm (.530"), 14,7 mm (.580"), 16,0 mm (.630"), and 17,3 mm (.680").



PG-6



## PG-25 Magnifying Glass




With spring clip. Made of 2.5x ground optical glass with a spring clip for mounting on PG-700 or PG-800 precision gage.

## Gage Mounting Brackets

Recommended when any Sunnen Precision Bore Gage is used on a Sunnen Honing Machine. Mounting brackets reduce lost motion and fatigue and reduce runoff of honing oil.

Available for either right or left side mounting. All models adjustable for easiest access to gage.

To order, specify from chart.

<b>Model No.</b> <b>MB-1325</b>	<b>Description</b> For Right Side of MB-1290, MBB-1290, MBB-1600, MBB-1650, or MBB-1660. Weight: 4,5 kg (10 lbs.)	
<b>Model No.</b> <b>MB-2370</b>	<b>Description</b> For Left or Right Side of MBB-1650 or MBB-1660; Left Side of MBB-1670, MBB-1680, MBB-1690, MBB-1800, MBC-1800, MBC-1801, MBC-1802, MBC-1803, MBC-1804, MBC-1805. Weight: 5,5 kg (12 lbs.)	
<b>MB-1250</b>	For Left Side of MB-1290, MBB-1290, MBB-1600. Weight: 4,5 kg (10 lbs.)	
<b>EC-7170</b>	For Right Side of EC-3500 and ML models.	

# Dial Bore Gages


## GR-3000 Dial Bore Gage Accessories

**Diameter Range:**  
 1,37 mm – 304,8 mm  
 .054" – 12.0"

**FAST • EASY • ACCURATE-gages and setting fixtures.**

All Sunnen Dial Bore Gages read out in .002 mm (or .0001")\* and feature all-carbide gaging points, wear-proof ball crank, and adjustable centralizers. Each gage comes packed in its own sturdy box with all tools and wrenches required for setup and adjustment.

\*(.010 mm [.0005"] reading gages are also available. Contact Customer Service for price and availability.)



Model CF-1126 Setting Fixture, shown with GR-2121 Gage.

Model CF-502 Setting Fixture with CF-540 size setting adapter for use as shown with GR-3000 Gage.

Model CF-502 Setting Fixture, shown with GR-6121 Gage.

GR-9121 Gage  
 GA-4101 Gage

### GRM/GR-3000 Dial Bore Gage

**Diameter Range: 1,37 mm – 13,6 mm { .054" – .535" }**

Assembly consists of a .002 mm reading indicator, probe retractor and probe retainer bushing in a reinforced nylon insulating shroud.

Order **GR-3000** for .0001" reading.  
 Shipping Weight: 1 kg (2 lbs.)



### Gage Probes and Transfer Pins



Probes and pins must be ordered separately. Diameter ranges, gaging depths and part numbers are listed below.

### Probe and Matching Transfer Pins

For GRM/GR-3000 (order separately)

#### G-3005A Probe and Transfer Pin Storage Case

Diameter Range		Probe No.	Transfer Pin No.	Max. Gaging Depth		Overall Length		
mm	in			mm	in	mm	in	
1,37 - 1,55	.054 - .061	<b>G-1055</b>	<b>G-2037</b>	11	.43	167	6.6	
1,50 - 1,90	.059 - .075	<b>G-1070</b>	<b>G-2059</b>	16	.63	174	6.9	
1,80 - 2,20	.071 - .087	<b>G-1080</b>		16	.63	174	6.9	
2,05 - 2,45	.081 - .096	<b>G-1090</b>	<b>G-2089</b>	16	.63	174	6.9	
2,25 - 2,75	.089 - .108	<b>G-1100</b>		21	.82	179	7.1	
2,50 - 3,00	.098 - .118	<b>G-1110</b>		21	.82	179	7.1	
2,75 - 3,25	.108 - .128	<b>G-1120</b>		21	.82	179	7.1	
3,00 - 3,50	.118 - .138	<b>G-1130</b>		21	.82	179	7.1	
3,25 - 3,75	.128 - .148	<b>G-1140</b>		21	.82	179	7.1	
3,50 - 4,00	.138 - .157	<b>G-1150</b>		21	.82	179	7.1	
3,75 - 4,25	.148 - .167	<b>G-1160</b>		21	.82	179	7.1	
4,20 - 4,80	.165 - .189	<b>G-1180</b>		<b>G-2264</b>	39	1.53	195	7.7
4,70 - 5,30	.185 - .209	<b>G-1200</b>			39	1.53	195	7.7
5,20 - 5,80	.205 - .228	<b>G-1220</b>	39		1.53	195	7.7	
5,70 - 6,30	.224 - .248	<b>G-1240</b>	39		1.53	195	7.7	
6,20 - 6,80	.244 - .268	<b>G-1260</b>	39		1.53	195	7.7	
6,70 - 7,30	.264 - .287	<b>G-1280</b>	39		1.53	195	7.7	
7,20 - 7,80	.283 - .307	<b>G-1300</b>	39		1.53	195	7.7	
7,70 - 8,30	.303 - .327	<b>G-1320</b>	39		1.53	195	7.7	
8,20 - 8,80	.323 - .346	<b>G-1340</b>	39		1.53	195	7.7	
8,70 - 9,30	.343 - .366	<b>G-1360</b>	39		1.53	195	7.7	
9,20 - 9,80	.362 - .386	<b>G-1380</b>	39	1.53	195	7.7		
9,40 - 10,60	.370 - .417	<b>G-1400</b>	<b>G-2370</b>	46	1.81	195	7.7	
10,40 - 11,60	.409 - .457	<b>G-1440</b>		46	1.81	195	7.7	
11,40 - 12,60	.449 - .496	<b>G-1480</b>		46	1.81	195	7.7	
12,40 - 13,60	.488 - .535	<b>G-1520</b>		46	1.81	195	7.7	

ADAPTERS & OTHER  
 ABRASIVES & TOOLING

MACHINE  
 ACCESSORIES

GAGING

FILTERS

HONING FLUIDS  
 & COOLANTS

TECHNICAL DATA

# Dial Bore Gages

## GR-3000 Dial Bore Gage Accessories

### Probe Extension\*

Available for probes 8,2 mm (.323") or larger. Probe extensions are 63,5 mm (2 1/2") long, and up to three can be assembled together. Part Number: **KZ1X-3500**.

### Blind Hole Probes and Transfer Pins

Order standard probe and transfer pin number and add **-KZ0X** to number. Example: **G-1240-KZ0X**.

NOTE: G-1055 probe and G-2037 transfer pin not available in blind hole configuration. Available 4 weeks after receipt of order.

### Carbide Inserted Gage Probes and Transfer Pins

For applications where gage points are exposed to extreme wear conditions such as heavy production, rough workpieces or abrasive materials. Not available in sizes smaller than 4,2 mm (.165").

Order standard probe and transfer pin number and add **-KY5X** to number. Example: **G-1240-KY5X**. Available 2-4 weeks after receipt of order.

### Probe Kits

Probe kits to cover the more popular diameters are available as listed below. Both kits are supplied in a hinged, nested box.

#### G-3025 Probe Kit

Consists of 15 probes and 2 transfer pins. Covers a continuous diameter range from 4,2 mm-13,6 mm (.165"-.535").  
Shipping Weight: ,2 kg (.5 lb.)



Probe No.	Diameter Range		Transfer Pin No.
	mm	in	
<b>G-1180</b>	4,20/4,80	.165/.189	<b>G-2264</b>
<b>G-1200</b>	4,70/5,30	.185/.209	
<b>G-1220</b>	5,20/5,80	.205/.228	
<b>G-1240</b>	5,70/6,30	.224/.248	
<b>G-1260</b>	6,20/6,80	.244/.268	
<b>G-1280</b>	6,70/7,30	.264/.287	
<b>G-1300</b>	7,20/7,80	.283/.307	
<b>G-1320</b>	7,70/8,30	.303/.327	
<b>G-1340</b>	8,20/8,80	.323/.346	
<b>G-1360</b>	8,70/9,30	.343/.366	
<b>G-1380</b>	9,20/9,80	.362/.386	<b>G-2370</b>
<b>G-1400</b>	9,40/10,60	.370/.417	
<b>G-1440</b>	10,40/11,60	.409/.457	
<b>G-1480</b>	11,40/12,60	.449/.496	
<b>G-1520</b>	12,40/13,60	.488/.535	

#### G-3050 Probe Kit

Consists of 6 probes and 2 matching transfer pins which cover a 4,2 mm-13,6 mm (.165"-.535") diameter range on even 1/16" increments. Shipping Weight: ,2 kg (.5 lb.)



Probe No.	Diameter Range		Transfer Pin No.
	mm	in	
<b>G-1180</b>	4,20/4,80	.165/.189	<b>G-2264</b>
<b>G-1260</b>	6,20/6,80	.244/.268	
<b>G-1320</b>	7,70/8,30	.303/.327	
<b>G-1380</b>	9,20/9,80	.362/.386	
<b>G-1440</b>	10,40/11,60	.409/.457	
<b>G-1520</b>	12,40/13,60	.488/.535	<b>G-2370</b>

### Right Angle Attachment\*

Available for special conditions where it is difficult to read the gage or the total gage height causes a problem. Part Number: **KZ1X-90**.

\*Standard CF-502 Setting Fixture nest does not work with these accessories. Alternative methods of setting size must be used. Available 4 weeks after receipt of order.

### CF-540 Size Setting Adapter

Centers gage probes between parallel reference surfaces on CF-502 Setting Fixture. Serves as an "extra pair of hands" to help in nulling the gage on both the horizontal and vertical axis. Assures fast, accurate setup of the gage.  
Shipping Weight: 1 kg (2 lbs.)




Shown with CF-502 Setting Fixture.

### Setting Fixtures

**CF-502M (metric) 1,37 mm-50,8 mm**  
**CF-502 (inch) .054"-2.00"**

For use with 3000, 4000, 6000, and 9000 Series Dial Bore Gages.

CF-502M comes with 0-51 mm micrometer head marked in ,002 mm increments with precision lapped carbide anvils. Includes a ring gage checking standard and three interchangeable nests. (Use of CF-502M/CF-502 with 3000 series gage requires the purchase of CF-540 Size Setting Adapter.) Setting Master has a rugged, stress-relieved cast-iron base and may be used without removing it from its protective case. CF-502 is equipped with a 0"-2" micrometer head marked in .0001" increments.  
CF-502M/CF-502 Shipping Weight: 4,5 kg (10 lbs.)



### Replacement Gage Nests For CF-502M Metric & CF502:

<b>CF-502M</b>	12,6 mm-19,1 mm
	18,8 mm-30,2 mm
	30,0 mm-50,0 mm
<b>CF-502</b>	CF-550A .495"-.750"
	CF-560A .740"-1.19"
	CF-570A 1.18"-2.00"
<b>CF-137</b>	Micrometer Adjusting Wrench
<b>CF-138</b>	Spindle Lock Knob
<b>CF-544A</b>	Magnifier
<b>CF-576A</b>	Calibration Ring

# Dial Bore Gages

ADAPTERS & OTHER ACCESSORIES

MACHINE ACCESSORIES

GAGING

FILTERS

HONING FLUIDS & COOLANTS

TECHNICAL DATA

## GAM/GA-4000 Series Gages

### Diameter Range:

**12,6 mm – 19,0 mm { .495" – .750" }**

Non-retractable gage with .002 mm metric or (.0001") reading indicator. Capable of measuring to within 5,0 mm (.200") of the bottom of a blind hole. Indicators reading in .010 mm or .0005" are available on special order.



Part Number		Max. Gaging Depth		Overall Length		Shipping Weight	
Metric	Inches	mm	in	mm	in	kg	lbs
<b>GAM-4051</b>	<b>GA-4051</b>	62	2 1/2	187	7 5/16	,7	1.5
<b>GAM-4101</b>	<b>GA-4101</b>	125	5	251	9 13/16	,7	1.5
<b>GAM-4141</b>	<b>GA-4141</b>	175	7	302	11 13/16	,7	1.5

## Replacement Parts For GAM/GA-4000 Series Gages:

- G-275MA** Quick Setting Wrench (Metric reading)
- G-275A** Quick Setting Wrench (Inch reading)
- G-285A** Indicating Ball Removal Tool
- G-289A** Indicating Finger Clamp
- PBR-505A** Indicating Ball (1/16" Diameter Carbide)
- G-222A** Centralizer Points (Package of 2)
- G-261MA** #1 Point Assembly (metric) 12,6 mm-14,7 mm diameter
- G-261A** #1 Point Assembly (inch) .495"-.580" diameter
- G-262MA** #2 Point Assembly (metric) 14,7 mm-16,9 mm diameter
- G-262A** #2 Point Assembly (inch) .580"-.665" diameter
- G-263MA** #3 Point Assembly (metric) 16,9 mm-19,0 mm diameter
- G-263A** #3 Point Assembly (inch) .665"-.750" diameter
- G-249A** Nuts for Point Assembly (Package of 3)
- G-249MA** Metric Nuts for Point Assembly (Package of 3)

Special Length Dial Bore Gages are available on a special order basis. GA/GAM-4000 Indicator cannot be peaked at lengths longer than 175 mm (7") therefore gage accuracy is compromised.

To order special length dial bore gages, specify as follows: GA/GAM-4\_1X. The \_ is the desired gaging length multiplied by 2 (in inches). Available 4 weeks after receipt of order.



### CF-502 Setting Fixture

**Metric version CF-502M has a 0 to 51 mm** Micrometer head marked in .002 mm increments. Supplied in a sturdy, nested box.

**CF-502 for .054" to 2.000" diameters** is equipped with a large micrometer head with range of 0" to 2" marked in .0001" increments.

Shown with GR-6121 Gage.

## GRM/GR-6000 Series Gages

### Diameter Range:

**18,8 mm – 30,2 mm { .740" – 1.190" }**

Retractable gage with .002 mm metric or (.0001") reading indicator. Capable of measuring to within 6,8 mm (.270") of the bottom of a blind hole. Indicators reading in .010 mm or .0005" are available on special order.



Part Number		Max. Gaging Depth		Overall Length		Shipping Weight	
Metric	Inches	mm	in	mm	in	kg	lbs
<b>GRM-6071</b>	<b>GR-6071</b>	88	3 1/2	235	9 3/16	1	2
<b>GRM-6121</b>	<b>GR-6121</b>	150	6	298	11 11/16	1	2
<b>GRM-6241</b>	<b>GR-6241</b>	300	12	451	17 11/16	1	2

## Replacement Parts For GRM/GR-6000 Series Gages

- G-375MA** Quick Setting Wrench (Metric reading)
- G-375A** Quick Setting Wrench (Inch reading)
- G-385A** Indicating Ball Removal Tool
- G-389A** Indicating Finger Clamp
- PBR-506A** Indicating Ball (3/32" Diameter Carbide)
- G-327A** Centralizer Points (Package of 2)
- G-361MA** #1 Point Assembly (metric) 18,8 mm-22,6 mm diameter
- G-361A** #1 Point Assembly (inch) .740"-.890" diameter
- G-362MA** #2 Point Assembly (metric) 22,6 mm-26,4 mm diameter
- G-362A** #2 Point Assembly (inch) .890"-1.04" diameter
- G-363MA** #3 Point Assembly (metric) 26,4 mm-30,2 mm diameter
- G-363A** #3 Point Assembly (inch) 1.04"-1.19" diameter
- G-349A** Nuts for Point Assembly (Package of 3)
- G-349MA** Metric Nuts for Point Assembly (Package of 3)

Special Length Dial Bore Gages are available on a special order basis. GR/GRM-6000 Indicator cannot be peaked at lengths longer than 305 mm (12") therefore gage accuracy is compromised.

To order special length dial bore gages, specify as follows: GR/GRM-6\_1X. The \_ is the desired gaging length multiplied by 2 (in inches). Available 4 weeks after receipt of order.

Gage Point No.	Diameter Range	
	mm	in
<b>1</b>	50-60	2.000-2.375
<b>2</b>	60-70	2.375-2.750
<b>3</b>	70-79	2.750-3.125
<b>4</b>	79-89	3.125-3.500
<b>5</b>	89-98	3.500-3.875
<b>6</b>	98-108	3.875-4.250
<b>7 + 2</b>	108-117	4.250-4.625
<b>7 + 3</b>	117-127	4.625-5.000
<b>7 + 4</b>	127-137	5.000-5.375
<b>7 + 5</b>	137-146	5.375-5.750
<b>7 + 6</b>	146-150	5.750-6.000

# Dial Bore Gages

## GRM/GR-9000 Series Gages

**Diameter Range:**  
30,0 mm – 50,8 mm {1.18" – 2.0"}

Retractable gage with ,002 mm metric or (.0001") reading indicator. Capable of measuring to within 8,5 mm (.335") of the bottom of a blind hole. Indicators reading in ,010 mm or ,0005" are available on special order.



Part Number		Max. Gaging Depth		Overall Length		Shipping Weight	
Metric	Inches	mm	in	mm	in	kg	lbs
<b>GRM-9071</b>	<b>GR-9071</b>	88	3½	237	9¼	1,8	4
<b>GRM-9121</b>	<b>GR-9121</b>	150	6	300	11¾	1,8	4
<b>GRM-9241</b>	<b>GR-9241</b>	300	12	452	17¾	1,8	4

## Replacement Parts For GRM/GR-9000 Series Gages:

<b>G-475MA</b>	Quick Setting Wrench (Metric reading)
<b>G-475A</b>	Quick Setting Wrench (Inch reading)
<b>G-485A</b>	Indicating Ball Removal Tool
<b>G-489A</b>	Indicating Finger Clamp
<b>PBR-503A</b>	Indicating Ball (1/8" Diameter Carbide)
<b>G-427A</b>	Centralizer Points (Package of 2)
<b>G-461MA</b>	#1 Point Assembly (metric) 30,0 mm-35,2 mm diameter
<b>G-461A</b>	#1 Point Assembly (inch) 1.18"-1.385" diameter
<b>G-462MA</b>	#2 Point Assembly (metric) 35,2 mm-40,4 mm diameter
<b>G-462A</b>	#2 Point Assembly (inch) 1.385"-1.59" diameter
<b>G-463MA</b>	#3 Point Assembly (metric) 40,4 mm-45,6 mm diameter
<b>G-463A</b>	#3 Point Assembly (inch) 1.59"-1.795" diameter
<b>G-464MA</b>	#4 Point Assembly (metric) 45,6 mm-50,8 mm diameter
<b>G-464A</b>	#4 Point Assembly (inch) 1.795"-2.0" diameter
<b>G-449A</b>	Nuts for Point Assembly (Package of 4)
<b>G-449MA</b>	Nuts for Point Assembly (Metric) (Package of 4)

Special Length Dial Bore Gages are available on a special order basis. GR/GRM-9000 Indicator cannot be peaked at lengths longer than 635 mm (25") therefore gage accuracy is compromised.

To order special length dial bore gages, specify as follows: GR/GRM-9\_1X. The \_ is the desired gaging length multiplied by 2 (in inches). Available 4 weeks after receipt of order.

**Note:** Sunnen 2000 Series Dial Bore Gages can be extended to 304,8 mm (12") by adding oversize centralizer points and additional gage point extensions.

For gaging diameters in the range of 152,4 mm-304,8 mm (6"-12") order: **G-822A** Gage Extension Kit. Consists of: Two Oversize Centralizer Points, **G-632A** #7 Gage Point Extension, **G-634A** #8 Gage Point Extension.

2000 Series Gages assembled with **G-822A** Gage extension set cannot be used with **CF-1126** setting fixture when set for diameters above 203,2 mm (8"). Alternative methods of setting gage must be used.

**G-822C** Centralizer Point Only.

## GAM/GA-2000 Series Gages (Non-Retractable) GRM/GR-2000 Series Gages (Retractable)

**Diameter Range:**  
50 mm – 150 mm {2.0" – 6.0"}

Non-retractable gage with ,002 mm metric or (.0001") reading indicator. Capable of measuring to within 13 mm (.500") of the bottom of a blind hole. Indicators reading in ,010 mm or .0005" available on special order.



Part Number		Max. Gaging Depth		Overall Length		Shipping Weight	
Metric	Inches	mm	in	mm	in	kg	lbs
<b>GAM-2031</b>	<b>GA-2031</b>	75	3	203	8	2,7	6
<b>GAM-2061</b>	<b>GA-2061</b>	150	6	280	11	2,7	6
<b>GAM-2121</b>	<b>GA-2121</b>	300	12	432	17	2,7	6
<b>GAM-2241*</b>	<b>GA-2241*</b>	600	24	737	29	2,7	6

\*Available 2 weeks after receipt of order.

Extension sleeves are available for converting GAM/GA-2000 Series Gages to different lengths. The following extension sleeves are available:

<b>GA-203</b>	Accessory Extension Sleeves 75 mm (3")
<b>GA-206</b>	Accessory Extension Sleeves 150 mm (6")
<b>GA-212</b>	Accessory Extension Sleeves 300 mm (12")
<b>GA-224</b>	Accessory Extension Sleeves 600 mm (24")

Retractable gage with ,002 mm metric or (.0001") reading indicator. Capable of measuring to within 13 mm (.500") of the bottom of a blind hole. Indicators reading in ,010 mm or .0005" available on special order.



Part Number		Max. Gaging Depth		Overall Length		Shipping Weight	
Metric	Inches	mm	in	mm	in	kg	lbs
<b>GRM-2061</b>	<b>GR-2061</b>	150	6	280	11	2,7	6
<b>GRM-2121</b>	<b>GR-2121</b>	300	12	432	17	2,7	6
<b>GRM-2241*</b>	<b>GR-2241*</b>	600	24	737	29	2,7	6

\*Furnished with metal case for accessories only.

## Replacement Parts For 2000 Series Gages:

<b>PBR-503A</b>	Indicating Ball (1/8" Diameter Carbide)
<b>G-522A</b>	Centralizer Points (Package of 2)
<b>G-532MA</b>	Nut (Package of 6, metric)
<b>G-532A</b>	Nut (Package of 6)
<b>G-640A</b>	Indicating Ball Removal Tool
<b>G-610A</b>	#1 Point Assembly 50,8 mm-60,3 mm (2.0"-2.375")
<b>G-611A</b>	#2 Point Assembly 60,3 mm-69,8 mm (2.375"-2.750")
<b>G-612A</b>	#3 Point Assembly 69,8 mm-79,4 mm (2.750"-3.125")
<b>G-613A</b>	#4 Point Assembly 79,4 mm-88,9 mm (3.125"-3.500")
<b>G-614A</b>	#5 Point Assembly 88,9 mm-98,4 mm (3.500"-3.750")
<b>G-615A</b>	#6 Point Assembly 95,3 mm-107,9 mm (3.750"-4.250")
<b>G-632A</b>	#7 Point Extension
<b>G-634A</b>	#8 Point Extension
<b>G-645A</b>	Gage Point Assembly Ball Removal Tool
<b>G-638A</b>	Gage Point Assembly Wrench

Special Length Dial Bore Gages are available on a special order basis. 2000 Series Indicators cannot be peaked at lengths longer than 1650 mm (65") therefore gage accuracy is compromised. To order special length dial bore gages, specify as follows: G\_-2\_1X. The second \_ is the desired gaging length (in inches). Available 4 weeks after receipt of order.

ADAPTERS & OTHER  
ABRASIVES & TOOLING

MACHINE  
ACCESSORIES

GAGING

FILTERS

HONING FLUIDS  
& COOLANTS

TECHNICAL DATA

# Dial Bore Gages

ADAPTERS & OTHER  
ABRASIVES & TOOLING

MACHINE  
ACCESSORIES

GAGING

FILTERS

HOVING FLUIDS  
& COOLANTS

TECHNICAL DATA

## Setting Fixtures CF-1126M (metric) CF-1126 (inch)

**Diameter Range:**  
51 mm - 203 mm {2.0" - 8.0"}



For use with 2000 Series Dial Bore Gages. Makes gage setting fast and easy. Micrometer adjustment allows "dialing in" sizes. A precision tool, shipped with convenient storage case.

Shipping Weight:  
9,5 kg (21 lbs.)

Eliminates micrometers and ring gages. Eliminates errors and "feel" in setting gages. Sets 2000 Series gages in seconds.

Includes .002 mm (.0001") micrometer head with precision lapped carbide anvils. Comes with a ring gage checking standard and precision setting standards in 25,4 mm (1") increments. Setting Master has a rugged, stress-relieved, cast iron base. May be used without removing from its protective case.

Setting Fixtures are shipped complete with setting standards to cover 50 mm-152,4 mm (2"-6") range. A setting standard is not required to measure in the 178 mm-203 mm (7"-8") range. When measuring in the 152 mm-178 mm (6"-7") range order:

**CF-360A** 152-178 mm (metric) **CF-260A** 6"-7" (inch)

### CF-1126M Replacement Setting Standards:

**CF-320A\*** 50-75 mm **CF-340A\*** 100-125 mm  
**CF-330A\*** 75-100 mm **CF-350A\*** 125-150 mm  
**CF-360A** 152-178 mm

\*Included with CF-1126M

### CF-1126 Replacement Setting Standards:

**CF-220A\*** 2"-3" **CF-240A\*** 4"-5"  
**CF-230A\*** 3"-4" **CF-250A\*** 5"-6"  
**CF-260A** 6"-7"

\*Included with CF-1126

**CF-544A** Magnifier **CF-215A** Calibrating Ring  
**CF-137A** Spanner Wrench

## E Series Electronic Dial Bore Gages Features

- 16 Models + Special Lengths.  
All 3000, 4000, 6000, 2000 Series Available - Add "E" Suffix on Part Number
- Metric/Inch Conversion ,001 mm or .0001" Divisions
- Display Swivels 330° for any Gaging Position
- SPC Capability
- Preset, zero set, +/- direction and Go/No Go functions.
- Communicates with Computers.

### Accessories/Repair Parts

**LU2X1** Connecting Cable  
2 Meter Length  
**G799A** Replacement Indicator and Bushing



### Gage Point Selection Table

Use Gage Point Number	For Diameter Range	
	in	mm
1	2.000 - 2.375	50 - 60
2	2.375 - 2.750	60 - 70
3	2.750 - 3.125	70 - 79
4	3.125 - 3.500	79 - 89
5	3.500 - 3.875	89 - 98
6	3.875 - 4.250	98 - 108
7 + 2	4.250 - 4.625	108 - 117
7 + 3	4.625 - 5.000	117 - 127
7 + 4	5.000 - 5.375	127 - 137
7 + 5	5.375 - 5.750	137 - 146
7 + 6	5.750 - 6.125	146 - 156

1-G-101

## Replacement Indicators for Sunnen Dial Bore Gages

Part No.	Qty.	Description
---	Ref.	<b>Dial Indicator Assembly includes</b>
G595A	1	Indicator (.0005 in. Reading)
G595MA	1	Indicator (0,01 mm Reading)
G795A	1	Indicator (.0001 in. Reading)
G795MA	1	Indicator (0,002 mm Reading)
G596A	1	Screw
G597A	1	Nut
G59515A	1	Bezel and Crystal Assembly - Flat Style Lens
G59513A	1	Bezel Clamp and Screw - Flat Style Lens
G595-5A	1	Bezel and Crystal Assembly - Round Style Lens
G595-3A	1	Bezel Clamp and Screw - Round Style Lens
G795-1	1	Bezel and Crystal Assembly - Flat Style Lens with Blue Bezel
G795-2	1	Bezel Clamp and Screw - Flat Style Lens with Blue Bezel

